

# HOW TO JOIN GoToMeeting

# STEP1 open invitation email

The screenshot shows a Gmail interface with a meeting invitation email open. The browser address bar shows the URL: mail.google.com/mail/u/0/#inbox/FMfcgxwHNqWwJlbSxHWJQdrMqPXHPJnM. The Gmail header includes the search bar and user profile. The left sidebar shows navigation options: Compose, Inbox (selected), Starred, Snoozed, Sent, Meet (with a 'New' badge), Start a meeting, Join a meeting, and Chat (with a contact named Shravan). The main content area displays the email body with the following text: "Please join my meeting from your computer, tablet or smartphone." followed by the URL <https://www.gotomeet.me/nicprgkhsIt>. Below this, it says "You can also dial in using your phone." with the phone number "United States: +1 (646) 749-3122". The "Access Code" is listed as "984-143-805". A promotional message for the GoToMeeting app follows: "New to GoToMeeting? Get the app now and be ready when your first meeting starts:" with the URL <https://global.gotomeeting.com/install/984143805>. At the bottom of the email content, there are three response buttons: "Got it, thanks!", "Thanks, I'll be there.", and "Sounds good, talk to you then.". Below the email content, there are "Reply" and "Forward" buttons. The right sidebar shows a calendar icon for the 31st, a lightbulb icon, a pencil icon, and a plus sign for more options.

mail.google.com/mail/u/0/#inbox/FMfcgxwHNqWwJlbSxHWJQdrMqPXHPJnM

Gmail

Search mail

Compose

Inbox

Starred

Snoozed

Sent

Meet **New**

Start a meeting

Join a meeting

Chat

Shravan

No recent chats

Start a new one

2 of 2,424

Please join my meeting from your computer, tablet or smartphone.

<https://www.gotomeet.me/nicprgkhsIt>

You can also dial in using your phone.

United States: [+1 \(646\) 749-3122](tel:+16467493122)

**Access Code:** 984-143-805

New to GoToMeeting? Get the app now and be ready when your first meeting starts:

<https://global.gotomeeting.com/install/984143805>

Got it, thanks!

Thanks, I'll be there.

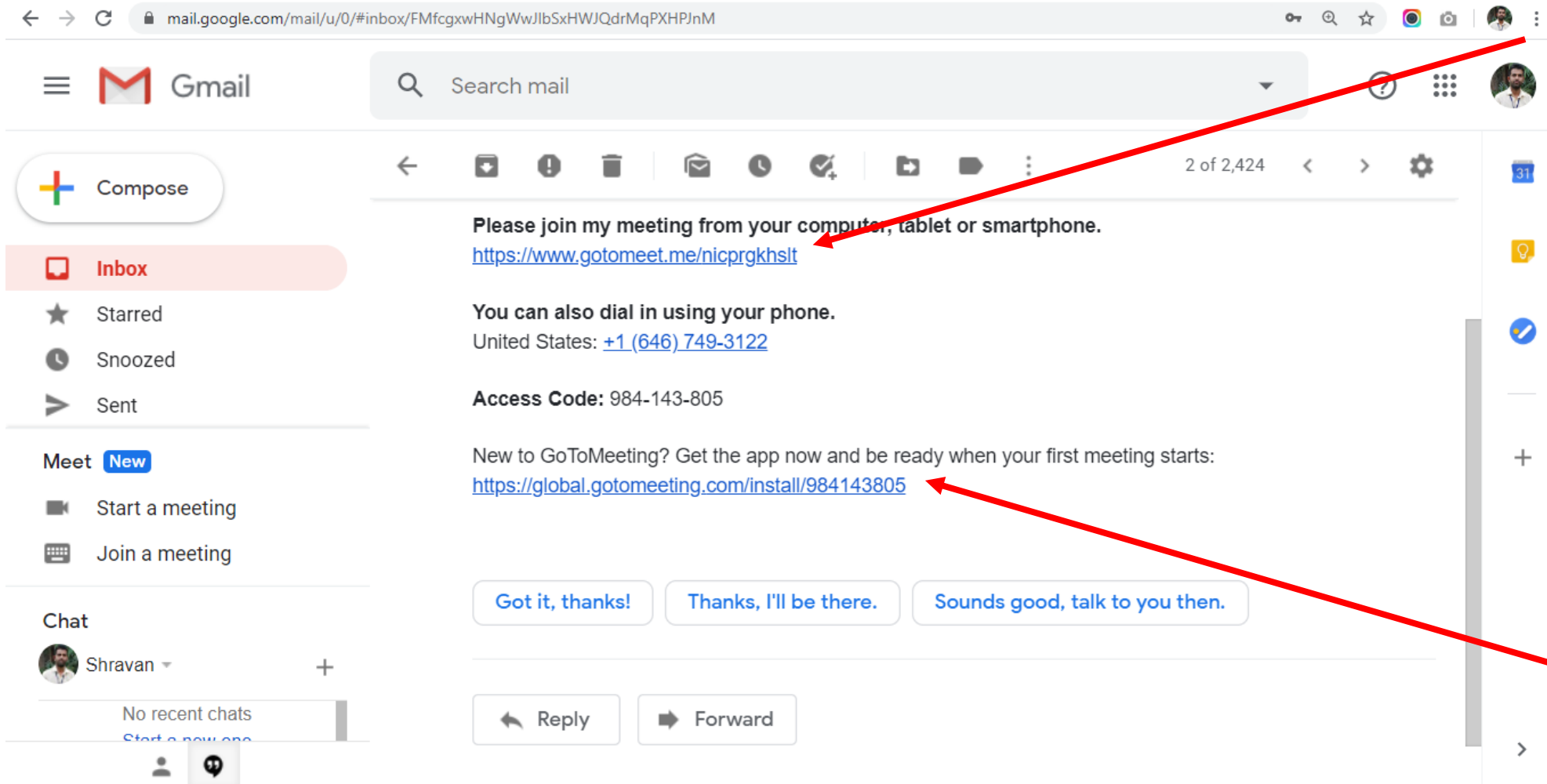
Sounds good, talk to you then.

Reply

Forward

# STEP 2

Install GoToMeeting App if not already installed in your PC/Laptop/smartphone  
You can join the event directly if already installed

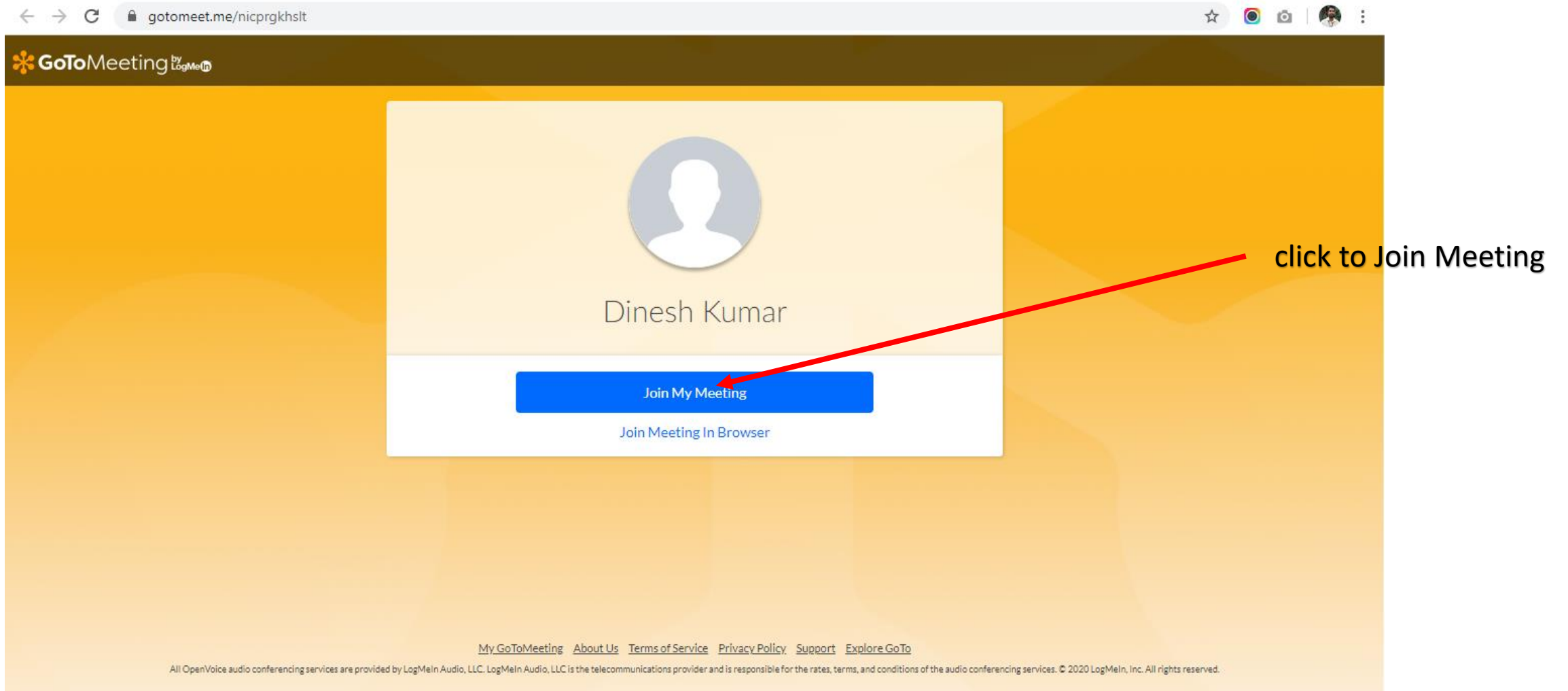


If the app is already installed, please join directly by clicking the link

click this link to download the app, if you are a new user

# STEP 3

After installation of the app please click on “Join Meeting”




The screenshot shows a web browser window with the URL [gotomeet.me/nicprgkhslt](https://gotomeet.me/nicprgkhslt). The page features the GoTo Meeting logo in the top left corner. In the center, there is a user profile card for "Dinesh Kumar" with a placeholder profile picture. Below the name is a prominent blue button labeled "Join My Meeting". A red arrow points from the text "click to Join Meeting" on the right side of the image to this button. Below the button is a link that says "Join Meeting In Browser". At the bottom of the page, there is a footer with links for "MyGoToMeeting", "About Us", "Terms of Service", "Privacy Policy", "Support", and "Explore GoTo". A small copyright notice at the very bottom states: "All OpenVoice audio conferencing services are provided by LogMeIn Audio, LLC. LogMeIn Audio, LLC is the telecommunications provider and is responsible for the rates, terms, and conditions of the audio conferencing services. © 2020 LogMeIn, Inc. All rights reserved."

# Meeting Id (Access code) Mention in your invitation email: **984-143-805**

← → × global.gotomeeting.com/join/984143805 ☆ 📷 📱 👤 ⋮

Stay secure while meeting and working remotely. [Get tips](#)

 SUPPORT

## Join your meeting using the GoToMeeting app.

[Download the app](#)

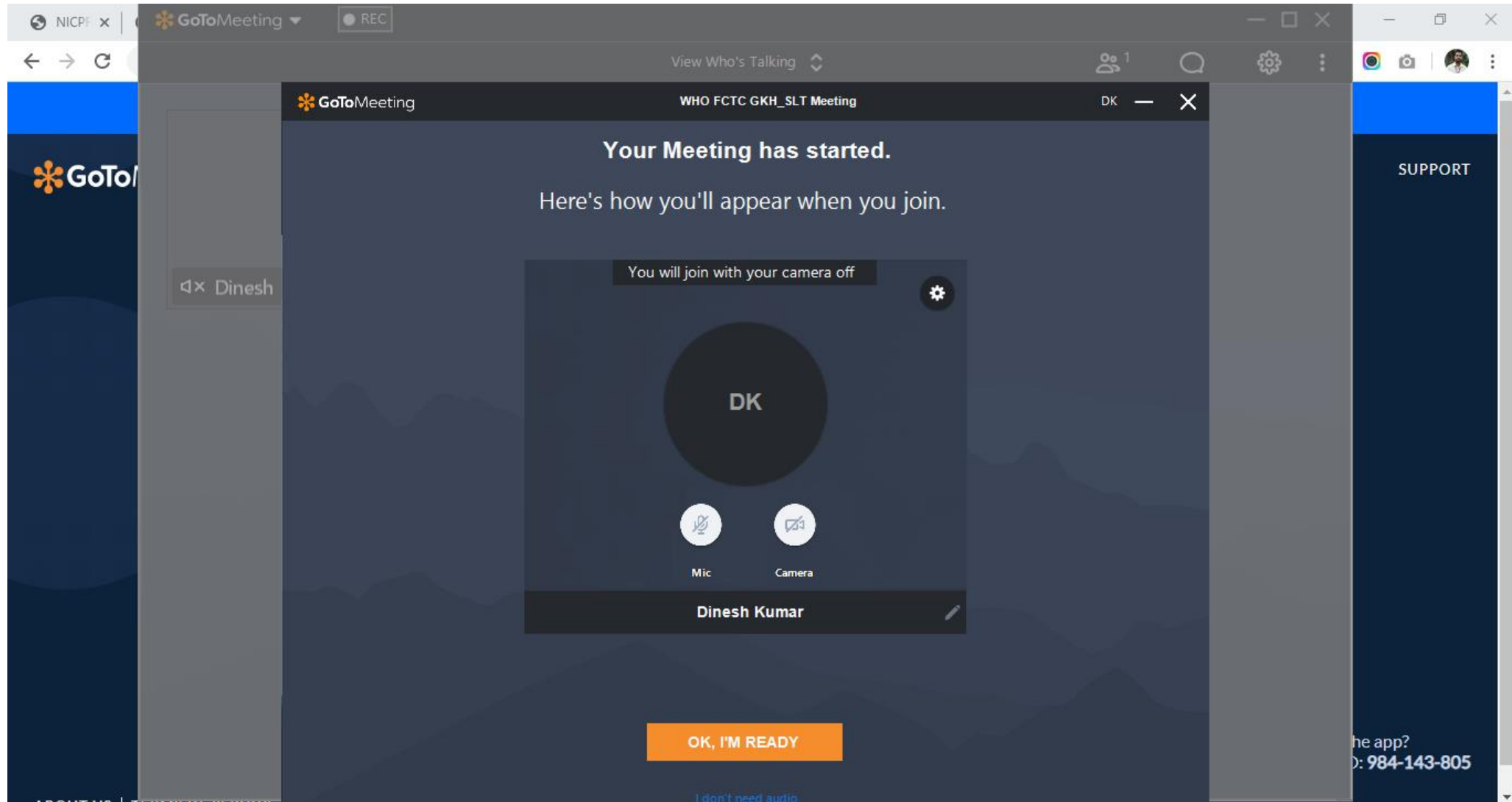
Open the downloaded file to install the app.  
GoToMeeting starts automatically after installing.

Already have the app?  
Use meeting ID: **984-143-805**

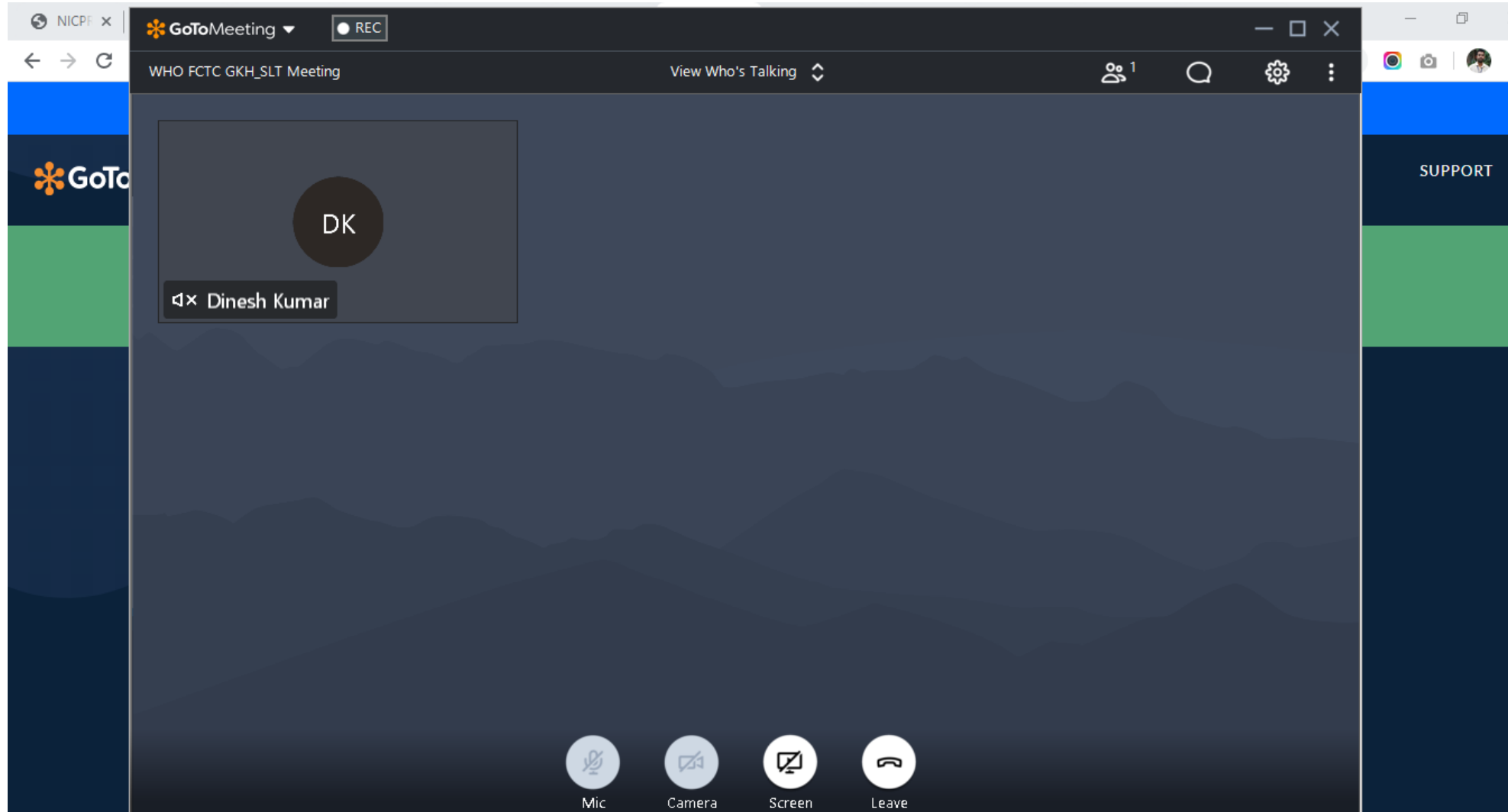
[ABOUT US](#) | [TERMS OF SERVICE](#) | [PRIVACY POLICY](#)

Waiting for launch.getao.com...

# Join Meeting by muting yourself



You will successfully join the meeting by seeing the below window



**THANK YOU**